



Skill level easy








Skill level intermediate



Skill level advanced

NAFAS INDIVIDUAL COURSES IN FLORAL ART AND DESIGN

<p>101 </p> <p>FIRST STEPS IN FLOWER ARRANGING</p> <p><i>Tuition time 20hrs</i> <i>Private Study hrs 5</i></p>	<ul style="list-style-type: none"> • Health & Safety requirements in Floral Design • Correct use and care of tools & equipment • Correct use of Floral foam & containers • Use of different mechanics • Different methods of preserving plant material • Basic Botany • Selection of appropriate material of good quality • Introduction to Elements and Principles of design
<p>102 </p> <p>ALTERNATIVE MECHANICS</p> <p><i>Tuition time 20 hrs</i> <i>Private study hours 5</i></p>	<ul style="list-style-type: none"> • Creating floral design using a variety of mechanics: wire mesh, aggregates, grids, moss, pin holder, stems as a support and structures
<p>103 </p> <p>GEOMETRIC FLORAL DESIGN</p> <p><i>Tuition time 20 hrs</i> <i>Private study hours 5</i></p>	<ul style="list-style-type: none"> • Produce specific designs including vertical, circular all round, symmetrical triangle, asymmetrical triangle, crescent, inverted crescent, hogarth curve.
<p>104 </p> <p>PLANT MATERIAL INSPIRED DESIGN</p> <p><i>Tuition time 20 hrs</i> <i>Private study hours 5</i></p>	<ul style="list-style-type: none"> • Selecting suitable plant material for specific designs including a design featuring foliage, handtied bouquet, parallel, horizontal, cascade.
<p>105 </p> <p>ELEMENTS OF DESIGN</p> <p><i>Tuition time 20 hrs</i> <i>Private study hours 10</i></p>	<p>In depth understanding of each of the Elements of Design</p> <ul style="list-style-type: none"> • Texture • Colour • Line • Form • Space



<p>106 ❁ ❁ PRINCIPLES OF DESIGN <i>Tuition time 25hrs</i> <i>Private study hours 15</i></p>	<p>In depth understanding of each of the Principles of Design</p> <ul style="list-style-type: none"> • Balance • Contrast • Dominance • Proportion • Scale • Rhythm Harmony
<p>107 ❁ ❁ UNDERSTANDING PLANT MATERIAL <i>Tuition time 20 hrs</i> <i>Private study hours 10</i></p>	<ul style="list-style-type: none"> • Understand the importance of transpiration • Understand Conditioning techniques for cut plant material • Producing designs different conditioning methods • Understand phototropism • Requirements for a good cutting garden • Information about plant material • Identifying House Plants <p>Understand the botanical naming and classification of plants</p>
<p>108 ❁ ❁ COMPETITION WORK <i>Tuition time 20 hrs</i> <i>Private study hours 10</i></p>	<ul style="list-style-type: none"> • Understanding the NAFAS Competitions Manual • The Importance of reading a schedule • How to interpret a class title • Understanding “accessories” and the term “height optional” • Understand the judging criteria for a competition • Understand “Guidance for Competitors” from the current Competitors Manual. • Producing competitive designs following the rules as stated in the NAFAS Competitions Manual
<p>109 ❁ ❁ CRAFTING WITH PLANT MATERIAL <i>Tuition time 20 hrs</i> <i>Private study hours 10</i></p>	<ul style="list-style-type: none"> • Preserving methods and use of preserved plant material • Knowing suitable floral adhesives and their use in floral design • Producing a range of crafted designs including collage, pressed flower picture, picture/plaque, floral jewellery, floral accessories (either hat, handbag, or shoe). <p>Understanding of the word turgid related to floral design requirements in the Competitions Manual</p>
<p>110 ❁ ❁ FESTIVE AND FESTIVAL STYLES <i>Tuition time 20 hrs</i> <i>Private study hours 10</i></p>	<ul style="list-style-type: none"> • Understand mechanics and how to construct specific designs including swag, garland, wreath, topiary, pave, hanging design, stamobile or mobile



<p>111 ❁ ❁ INTERPRETATIVE DESIGNS <i>Tuition time 20 hrs</i> <i>Private study hours 10</i></p>	<ul style="list-style-type: none"> • Produce specific designs including landscape, seascape, petite, miniature, montage and still life
<p>112 ❁ ❁ DESIGNS WITH STRUCTURES <i>Tuition time 20 hrs</i> <i>Private study hours 10</i></p>	<ul style="list-style-type: none"> • Produce specific structures including vertical, horizontal, circular, and caged
<p>113 ❁ ❁ FLOWERS FOR OCCASIONS <i>Tuition time 20 hrs</i> <i>Private study hours 10</i></p>	<ul style="list-style-type: none"> • Floral designs for suitable gifts – simple hand-tied posy, basket of flowers, small decoration on the neck of a wine bottle or gift box • Consideration required to construct a range of floral designs suitable for table arrangements – buffet table for an anniversary and a seasonal event, religious, festival or young person’s birthday • Mechanics and considerations required to construct a floral design suitable for a celebratory cake Mechanics and considerations required to construct floral designs suitable for funerals
<p>114 ❁ ❁ PLACEMENT TECHNIQUES <i>Tuition time 20 hrs</i> <i>Private study hours 10</i></p>	<p>Placement of stems in floral design including</p> <ul style="list-style-type: none"> • Radiating • Parallel • Diagonal and Horizontal. <p>Placement techniques of</p> <ul style="list-style-type: none"> • Graduating/Transition • Mirroring/Shadowing • Sequencing/Sheltering • Shadowing/Veiling • Zoning/Sectioning
<p>115 ❁ ❁ FRAMING TECHNIQUES <i>Tuition time 20hrs</i> <i>Private study hours10</i></p>	<ul style="list-style-type: none"> • Understand the framing techniques of : • Caging • Collaring • Framing • Hedging • interconnecting/joining



<p>116 ❁ ❁ GROUPING TECHNIQUES <i>Tuition time 20 hrs</i> <i>Private study hours 15</i></p>	<ul style="list-style-type: none"> • Understand the grouping techniques of: • Basing/Carpeting, Groundwork • Bocking/Clustering/Massing • Cushioning/Pillowing • Tufting • Layering/Terracing • Packing/Stacking • Skewering Stringing/Threading
<p>117 ❁ ❁ FIXING TECHNIQUES <i>Tuition time 20 hrs</i> <i>Private study hours 10</i></p>	<ul style="list-style-type: none"> • Understand the fixing techniques of: • Binding • Bunching/bundling • Winding • Wrapping/banding • Baling • Buttressing • Clamping/Kubari/Wedging • Pinning • Gluing • Wax
<p>118 ❁ ❁ ❁ MANIPULATING TECHNIQUES <i>Tuition time 20 hrs</i> <i>Private study hours 15</i></p>	<ul style="list-style-type: none"> • Understand the manipulating techniques of: • Braiding/Plaiting • Feathering • Composite flowers • Rolling • Pleating/Smocking • Folding • Bending • Stranding/Stripping • Weaving • Knotting
<p>119 ❁ ❁ ❁ WIRING TECHNIQUES <i>Tuition time 20 hrs</i> <i>Private study hours 15</i></p>	<ul style="list-style-type: none"> • Understand the techniques of: • Wire mesh • Tatami • The Web • The Comb • wire supporting, taping, • Wire scrunching • Wire manipulating • Wire knitting • Understand the uses of wirework – supporting and taping



<p>120 ❁ ❁ ❁ MORE FLOWERS FOR OCCASIONS <i>Tuition time 20hrs</i> <i>Private study hours 15</i></p>	<ul style="list-style-type: none"> • Produce floral designs for – all round hand tied bouquet and a simple posy in a posy holder • Mechanics and floral designs for single flower buttonhole, multi flowered buttonhole taking inspiration from current trends and a corsage. • Understand and produce table designs in floral design for – long and low design for front edge of a top table, tall design for centre of a large circular guest table. • Understand and produce floral designs for – pedestal, ceremony table and pew end • Understand the creation of wedding cake decoration in floral design – single-tiered wedding cake, and a multi-layered wedding cake
<p>121 ❁ ❁ ❁ PLANNING COMPETITIONS <i>Tuition time 20 hrs</i> <i>Private study hours 20</i></p>	<ul style="list-style-type: none"> • Understand the process of making and writing a schedule for a floral design competition – list the helpful tips stated in the current Competitions Manual, write a schedule, and produce a design from a schedule.
<p>122 ❁ ❁ ❁ PLANNING FOR EXHIBITIONS <i>Tuition time 20 hrs</i> <i>Private study hours 25</i></p>	<ul style="list-style-type: none"> • Understand mechanics for large scale floral design - altar vase, archway (freestanding and against a wall), large pedestal, angled tops for stands, metal and wood combinations and flat and low • Understand considerations when using religious venues for floral exhibitions – Christian venues, Buddhist venues, Hindu venues, Jewish venues, and Muslim venues • Understand different styles of design that can be used in a large venue – stately homes, marquees, outdoors and private parties at home. • Understand health and safety requirements for planning a large-scale event
<p>123 ❁ ❁ ❁ DESIGN DEVELOPMENT <i>Tuition time 15 hrs</i> <i>Private study hours 15</i></p>	<ul style="list-style-type: none"> • Understanding the role of the design brief in floral design development • Understand the importance of research in the floral design development process • Be able to follow the floral design development process • Be able to produce and evaluate floral design using a completed floral design brief



<p>124 ❁ ❁ ❁ WORLDWIDE FLORAL DESIGN <i>Tuition time 20 hrs</i> <i>Private study hours 10</i></p>	<ul style="list-style-type: none"> • Understand how floral design differs in relation to geographical influences • Be able to produce designs based on influence from different geographical areas. • Understand and evaluate floral design influences from current worldwide designers • Understand influences on floral design from the World Association of Floral Artists (WAFA) • Understand the influence of artists of environmental floral design
<p>125 ❁ ❁ ❁ FLOWERS IN EARLY HISTORY <i>Tuition time 20 hrs</i> <i>Private study hours 25</i></p>	<p>Understand and complete designs for the following periods Egyptian, Greek/Roman, Indian, Japanese, and Chinese for example</p> <ul style="list-style-type: none"> • General background • How and where flowers were used/symbolism • Typical settings • Overall characteristics of the period • Typical backgrounds • Colour • Containers • Suggested accessories • Plant material • Places to see
<p>126 ❁ ❁ ❁ THE RENAISSANCE AND BEYOND <i>Tuition time 20 hrs</i> <i>Private study hours 25</i></p>	<ul style="list-style-type: none"> • Understand and complete designs for the following periods – Italian Renaissance, Tudor, Dutch/Flemish, American Colonial and Georgian • General background • How and where flowers were used/symbolism • Typical settings • Overall characteristics of the period • Typical backgrounds • Colour • Containers • Suggested accessories • Plant material • Places to see



<p>127 ❁ ❁ ❁ FROM ROCOCO TO ART DECO <i>Tuition time 20hrs</i> <i>Private Study hours 25</i></p>	<ul style="list-style-type: none"> • Understand and complete designs for the following periods – Rococo, Victorian, Edwardian and Art Nouveau and 1920s and 1930s • General background • How and where flowers were used/symbolism • Typical settings • Overall characteristics of the period • Typical backgrounds • Colour • Containers • Suggested accessories • Plant material <p>Places to see</p>
<p>128 ❁ ❁ ❁ FLOWERS FOR THE 20TH CENTURY <i>Tuition time 20 hrs</i> <i>Private study hours 25</i></p>	<ul style="list-style-type: none"> • Understand and complete designs for the following periods – 1940s and 1950s, 1960s, 1970s, 1980s and 1990s • General background • How and where flowers were used • Typical settings • Overall characteristics and styles of the period • Typical backgrounds • Colour • Containers • Suggested accessories • Plant material <p>Places to see</p>